

JOHN XANTHAKIS AND IOANNIS LIRITZIS :

GEOMAGNETIC FIELD VARIATION





FROM A

П Р

ТОМО

И

Г

it sh
with
is pu
quer

PRE

GEOM

1.1

1.2

1.3

ARCI

2.1

2.2

2.3

2.4

GRE

3.1

3.2

3.3

3.4

3.5

3.6

METH

4.1

6

ME

5

5

5

5

5

5

5

5

5

5

5

5

5

5

5

5

5

5

5

5

5

5

TE

N

6

6

6

6

6

6

6

6

6.

6.

6.

6.

ized
rang
cha

from
thes
field

iation
by t
mea
to p
inter
surre
new
direc
perio
varia

nism
laeo)
of ce

suita
ume
tistic

10

m
ies

a
th

Ac

tri

ian

Pr

Un

Dr

(O

rec

by

Ac

ras

Ba

Me

wa

me

Th

For

Ox

the

ger

wh

tiat

in t

cont
for
proj

rest

PROF
DR. I

1.1 Introduction


The Earth's magnetic field is a complex phenomenon that has fascinated scientists for centuries. It is the result of the Earth's internal structure and the flow of molten iron in its core. The field is not uniform and varies in strength and direction across the globe. This variation is due to the Earth's rotation and the complex nature of the core. The field is also subject to changes over time, with the magnetic poles moving and the field strength fluctuating. This section will explore the basic principles of the Earth's magnetic field and its relationship to the Earth's internal structure. We will discuss the Earth's core, the flow of molten iron, and how this flow generates the magnetic field. We will also discuss the Earth's magnetic field lines and how they interact with the solar wind. Finally, we will discuss the Earth's magnetic field and its relationship to the Earth's climate and the environment.

Fig.
b) i
lake
and
sedi

Fig. 1.
 palaeo-
 F
 which
 (assum
 from t

T
 latter o
 followi
 geomag
 $\lambda_{pp} = S$
 $\Phi_{pp} =$
 (Based

In
 servin
 geomag
 U
 and re
 a spher
 magne
 h_i^m hav
 coordi



the f
of m
This
geolo
More
seism
field
nami

prob
and
to m
num
etric

the m
“ext

1.3 C

beca
activ
to tra
beca

satio
magn
the m
elect
caus

2.1 In

«mag
geom
and c
actua
S
tery,
are c
T
the m
sity c
period
the U
found
work

due t
rial n
pendi

T
tional

T
centu

T
studen

of ba
archa

tizatio

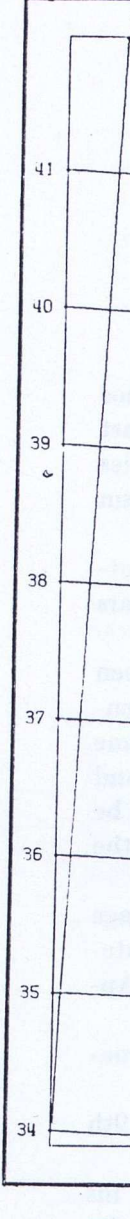
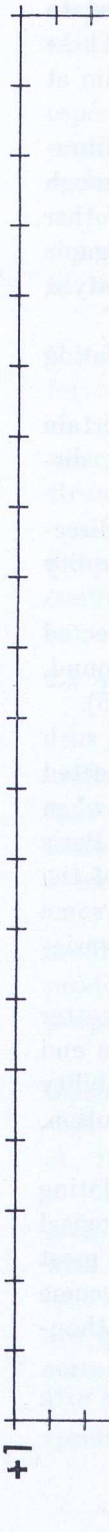


Figure
the



respe

of a

espec

porat

archa

say \pm

to 18

the d

for ea

refer

strom

datin

confi

2.2 A

archa

that

(«arc

F on

are d

produ

purpo

ficien

case

al., 19

provi

with

istic

are q

corre

speci

from

found

T

firm

true,

T

Was i

An in

0.8 in

simila

the se

and T

C

miller

Kovac

D cur

I

have

erupti

of At

T

(short

drody

drasti

2.3 T

of

T

induce

magn

haema

main

T

does n

the sa

(as in

presen

C

borato

2

v

a

t

s

e

w

n

g

i

a

p

A

c

b

“

a

st

w

v

fi

m

fi

ti

n

z

lo

co

th

w

ot

tr

relaxation
fection
alterat
result
differen
valid
in the

A
antiqu
mal re

T

Arai

TRM

D

T1 an

(2.3.1)

TR

sum of

An

obtaini

time in

Walton

ancient

field, f

field is

of F^A

isized

-ever

for ins

que for

tests to

tic car

F
CO
(C

35

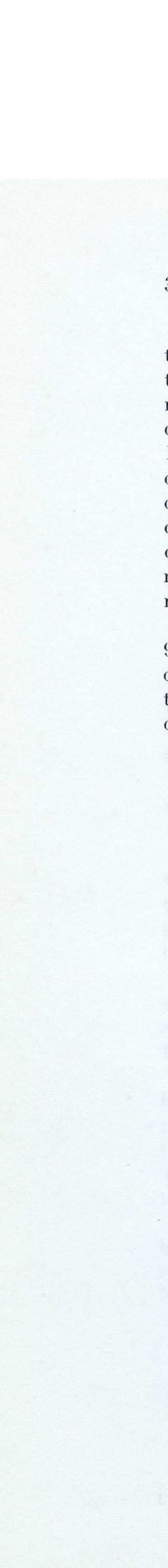
c

30°

d

Fig.
ture occ
The
England
AD. (see





3.1 Sa

T
being
taken
a few
groun
the ch
gives
it is r
preced
to rep
from :

3.2 M

In
a stain
obtain
driven
sion of
ter (W
of the
surem
togeth
summ

W
T
niques

F
K
A

e
b
O
th
te
h
a
E

when
inter
ent
rehea
was
(1972
techn
al., 1
exper

vertic
is ma
oven
corre

vertic
versu
zation
techn
extre
samp

quity
rema
stable
In th
excess
that
of the
Apper
in gra
is the
nimur
are co
and f

T
that t

3

u

n

ra

an

H

en

of

fi

co

re

su

an

fin

A

de

re

(1

to

et

len

et

sa

th

3.2

aft

(A

ne

dif

an

ren

ap

AE

En

aft

it,

is no
part
whet
for t
Curi
mon
Shav
strai
acco
The
netiz
Walt
The
on sa
techn
jour
B± S
of m
bars
cal in

3.3. E

pers.
comb
and
prese
by a
the d
origin
meth
of the
icient
and c

only

150

153

161

164

176

AVER
STAN
STD. I

(1) GR

(2) % D
val

(-) is f

(3) R =

(4) Ger
22°

pen

Vol



model

\mathbf{g}_1^0 , using

(35)

where

For

remain

determ

regular

nic coo

up-to

assigne

Se

field. 7

cubic s

calcula

for an

3.4. Di

Fr

technic

47% fa

This ag

tages a

of the

technic

1 ± 0.1

$\pm 8.8\%$

Re

grading

placed

trend o

interest

modelle

modelle

is no lo

can be

model

4
7
R
L
a
7
f
C
S
C
t
V
S
2
A
C
R
t
E
a
=
C
S
(
(
t

3

T
r
a
O
s
A
t
a
d

tely 40
dip arc
Fr
and th
D
37 μ T.
of whic
Within
32%.
contem
zantine
latitud
occur o
due to
sequen
W
the fol
(i)
looking
periods
or,
(a)
the dev
the fiel
(b)
events
samples
archaeo
or,
but ma
case fo
docume
A
and in
archaeo
Sternbe
For
dipole
Th
solved.
secular
from an



In
centra
tions t
with t

St
seems
variati

Fr
re-exa
than t
new d
can yi
weight
ferent
be awa

Th
dating
Greek
from t

4.1 In

M
tic se
as in
1971;
artefa
and la

S
by th
drift)
RSL (C
et al.,
Cox, 1
in lac

T
used t
netic s

T
adequ

W
variat
whole
tender
and 5,
ciated
when v

T
the fift

52

15

st

ap

an

8,

ye

si

bl

an

be

sp

ye

le

st

an

ye

of

an

di

po

to

m

to

in

be

sp

of

by

wi

of

~

of

co

ing for
tion of
tions
to wh
appli
notes
a tim
has a
(sect.

been
partic
data
some
detr
implic
relate
1982,

sentat
ginsk
mainl

T
north
greatl

A
ments
analy
form o
longit

T
for di
studie
the la
period

T
impos
the ge
studie



secular

("pre

V

remain

and M

sea co

T

analy

period

that t

palaec

cycles

A

tion, h

and d

in aid

T

measu

archae

import

geoph

T

magne

(mainl

intens

detect

4.2 Da

T

Aitken

1981) s

choslo

lization

virtual

his lab

lized in

the pro

axial g

F^D is

(2)

de

fi

th

as

th

an

59

ha

B

(F

us

G

Si

an

if

er

lo

su

ep

1

Oc

ob

er

si

lys

we

(19

Li

fie

us

in

Place

Athen

Crete

Dimin

Sitagr

Lacon

Thess

Athos

Bulgar

Czech

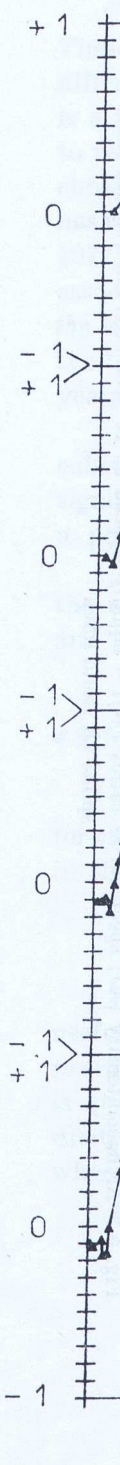


Fig. 4.
nal data



series
the d
given

These
differ
is a s
to re
chose
has re
1977)

assoc
the m
the tr
years

A
subst
signif
a pre
T
the r
and i

4.5 M

S
forwa
in the

I
useful
pretir
is qui
dicity
when

T

AUTO-CORRELATION COEFFICIENT, r

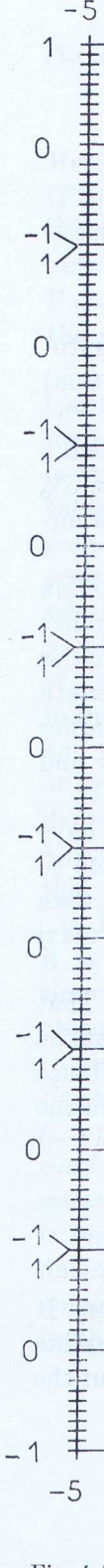


Fig. 4.4
 (c) 0-60
 is the a
 to

v

c

c

t

t

f

r

a

Δ

in

o

a

M

b

o

d

m

is

as

th

m

as

in

series

and

where

and

and

and

and

and

and

and

and

and

and

and

and

and

and

and

and

and

and

and

and

and

and

and

and

and

and

and

and

and

and

and

and

and

and

and

and

and

and

and

and

and

and

and

and

and

and

and

and

and

and

7
o
t
t
o
q
(
h
a
d
d
f
E
o
e
t
a
F
t
t
t
t
a
s

of the
tric f

Subse
tical

T

trum
rando
cally

T

define
prior
enhan
exhib
period
expres
tistica

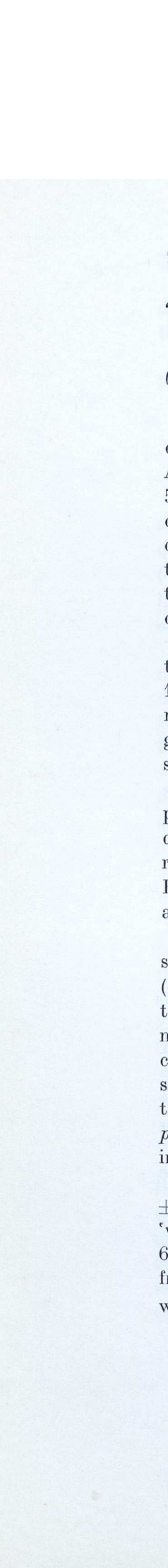
(A) as

T

advan
iii) loc
(*netwo*
provid

X

new a



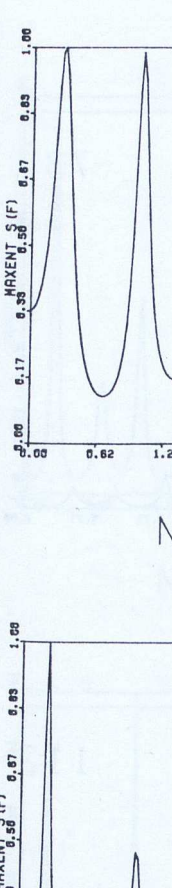
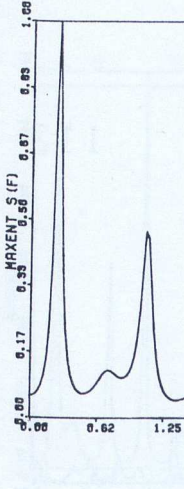
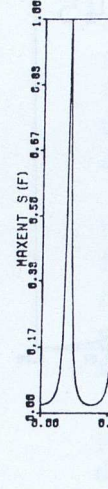






Fig. 4.5a-4.5d C
 for 0-5000 yrs,
 4500-9000 yr



(Fig. 4.5b)



(Fig. 4.5c)



(Fig. 4.5d)

AJ100E

Long Periods

AJ40E

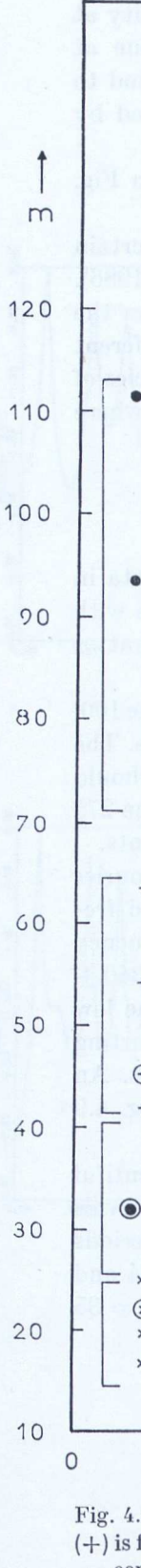
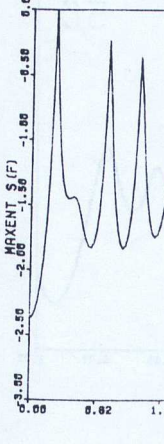
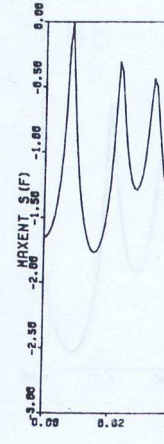
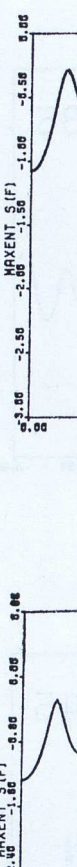




Fig. 4.
 (+) is f
 cor




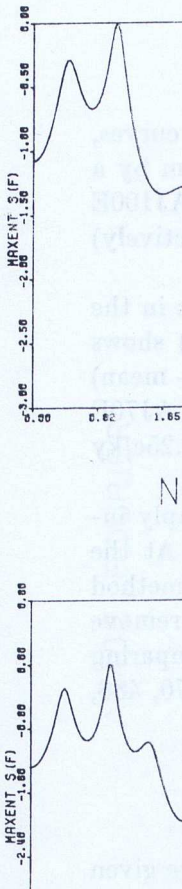


(Fig. 4)



Fi






(Fig. 4.11b)

8
C
S
t
s
Y
C
S
a
g
H
4
4
in
la
m
A
b
ic
A

AJ40E, FOURIER

Fi
c.s
ric



S
T
o
n
i

ic
4
o
s
a

C

fe
th

Archae

α_1
+0.25
+0.20
-0.15

α_2
-0.35
-0.15
+0.15
-0.20

α_3
+0.30
+0.20
-0.20
+0.15

α_4
+0.30
-0.30
-0.20
-0.15

ii) 50 y
 In
 by:
 (F^A

while t
 by:
 W =

For the

Years

870 B

850

809

767

728

680

620

590

550

490

450

355

300

233

100

70

10 B

25 A

50

128

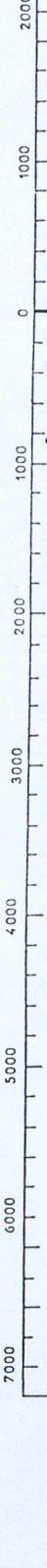
150

215

225

250

350 A



Archae

 α_1

 $+0.20$ -0.15 -0.21 α_2

 $+0.15$ $+0.20$ -0.10 α_3

 -0.20 $+0.40$ -0.25 -0.10 -0.15 $+0.15$ α_4

 $+0.10$ -0.20 -0.15 -0.10 $+0.15$

10

pe
to
th

11

ii

T

F

14

pa

iv

of

ne

ap

w

(s

of

th

fr

va

T

ve
pa

Compu

Years

7000 BC

6950

6900

6850

6800

6750

6700

6650

6600

6550

6500

6450

6400

6350

6300

6250

6200

6150

6100

6050

6000

5950

5900

5850

5800 BC

Years

550 A D

600

650

700

750

800

850

900

950

1000

1050

1100

1150

1200

1250

1300

1350

1400

1450

1500

1550

1600

1650

1700

1750

1800

1850

1900 A D

1

A

+

+

+

+

+

+

+

+

+

+

+

+

Y E A R S B C

A D

0 200 600 1000 1400

800

1800

2800

3800

4800

5800

6800

0.60

0.50

0.40

0.30

0.60

0.50

0.40

0.30

0.20

0.10

0.00

0.00

0.00

0.00

0.00

0.00

0.00

0.00

0.00

0.00

0.00

0.00

0.00

0.00

0.00

0.00

0.00

0.00

0.00

0.00

0.00

0.00

0.00

0.00

0.00

0.00

0.00

0.00

0.00

0.00

0.00

0.00

0.00

0.00

0.00

0.00

0.00

0.00

0.00

0.00

0.00

0.00

0.00

0.00

0.00

0.00

0.00

0.00

0.00

0.00

0.00

1

C

—
Y
—

69

69

68

68

68

67

67

66

66

66

65

65

64

64

64

63

63

62

62

62

61

61

60

60

60

Years

3970 BC
3930
3890
3850
3810
3770
3730
3690
3650
3610
3570
3530
3490
3450
3410
3370
3330
3290
3250
3210
3170
3130
3090
3050
3010 BC

streamed
number
statistic
periodic
other to
any sho

The
kind, in
periods
taneous

4.10 Fitt

It is
method
is that
other m
number
Thomps
at rand
smoother
be const

The
datory
plotted
required

Fig

The

smoothing
minimize t

Fig

AJ40E.

the info
1983). S

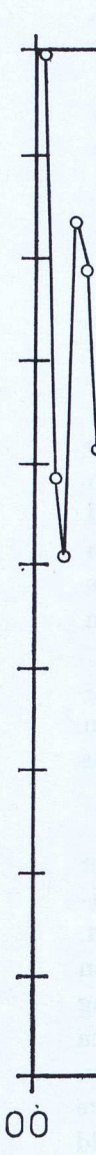
provided
helps are

variation

MES

obtained

AJ



Fi

A.



00

(Fig.

4.11 D

a) *Per*

The
the FE
periods
reappe
340 ye

TH
band v
SA the

TH

the 90

W

similar
intensi
for inc
1000 ye
Britain
sity sp
rather
and sur
of sour
France
tic field

As
the low
obtaine

Th
here, si
The nor
10,000
decay o

Th
MESA
that wo
of drift

Ass
rates of
soids, a
 $T_b = 10$
(See als

pe
fo
ca
(C
res

sp
ph

b)

ne
by
of
for

10

≈ 3
rac

10

sho
ha

109
tim

tur
im

tor

geo
sm

MF
con

square

magne

For $l =$

deduce

H

discuss

As

about

variati

westwa

ME

5.1 Arch

The
unclear.
magneti
levant c
field sec

Lak
ancient
cal char
geograph
the Holc
sedimen
complem
behaviour
either so

5.2 Data

The
Geophys
fessor K
The
develope
The
the bott
structure
Core
small bo
On a

1
L
P
in
s
c
(
V
T
V
e
v
t
r
s
b
ra
S
d
th
fe
b
re
la
ea
su
la
T

The
of 220-2
was also

An
kereth,
doubt.

It is
difficult

serious
by Hedg

The
most im

variation
and geog

once pa
and the

of the e

Wit
direction

disturbe
of the d

for WIN
with the

in inclin
that cor

270 cm
of the la

5.3 Spect

a. F

The
NRM da
than 748

The
between
—0.26, N

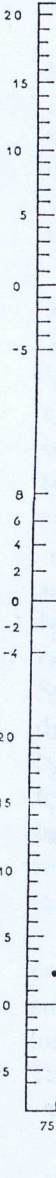
Fig.
tions are

Dur
0.0. Thus

$PJ - PJ^{mean}$

W - Values

$PJ - PJ^{mean}$



Fi
N
va
ri
ec

1900 AD
amplitude

Here
by the m

Fig. 5.1

These re
of ~ 120
and on t

The
5.1b.

Ana
relations

The coef
represent

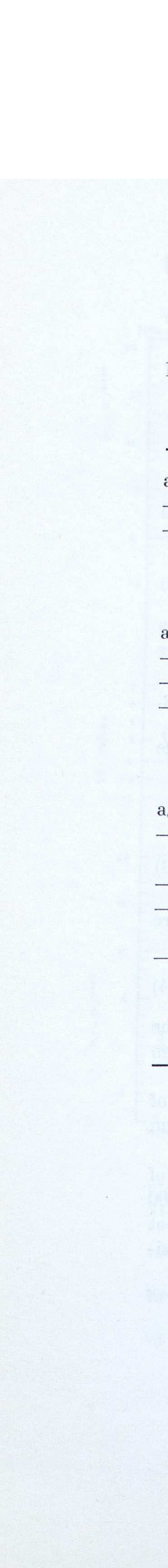
Fig. 5.1c
standard
and 114

The
ceramics
variation

Earl
upwelling
years per

be the co
tion will

The
resembla



Comput

Year

7450 BP

7440

7400

7360

7320

7280

7240

7200

7160

7120

7080

7040

7000

6960

6920

6880

6840

6800

6760

6720

6680

6640

6600

6560

6520

6480

6440 BP

b. Declination

De
present
undetre

Fig
the tim

Fro
variatio
variatio

This lon

of -27°

with a c

archaeo

Eq. (5.5

1440, 16

The term

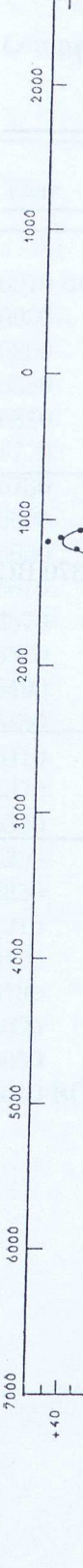
240 year

W

The valu

Equation

$A = 95.6$



1.

—
a

—
+

—
a₃

—
+

—
+

—
a₅

—
—

—
+4

Compu

Year

6970 BC

6930

6890

6850

6810

6770

6730

6690

6650

6610

6570

6530

6490

6450

6410

6370

6330

6290

6250

6210

6170

6130

6090

6050

6010 BC

13

—

Y

—

39

39

38

38

38

37

37

36

36

36

35

35

34

34

34

33

33

32

32

32

31

31

30

30

30

Year

970 B

930

890

850

810

770

730

690

650

610

570

530

490

450

410

370

330

290

250

210

170

130

90

50

10 BC

13

c.

ex

96


See

Th

tics

5.7

acc



 a_1

-9

+5

+4

 a_3

3

+1

+3

+2

+7

 a_5

-1

+4

+1

-2

Comp

Year

6970 BC

6930

6890

6850

6810

6770

6730

6690

6650

6610

6750

6530

6490

6450

6410

6370

6330

6290

6250

6210

6170

6130

6090

6050

6010

5970

5930 BC

140

—
Ye

375

373

369

365

364

357

353

349

345

341

337

333

329

325

321

317

313

309

305

301

297

293

289

285

281

277

Year

650 AD

610

570

530

490

450

410

370

330

290

250

210

170

130

90

50

10 BC

30 AD

70

110

150

190

230

270

310

350 AD

14

d.

U

qu

se

32

by

sol

Th

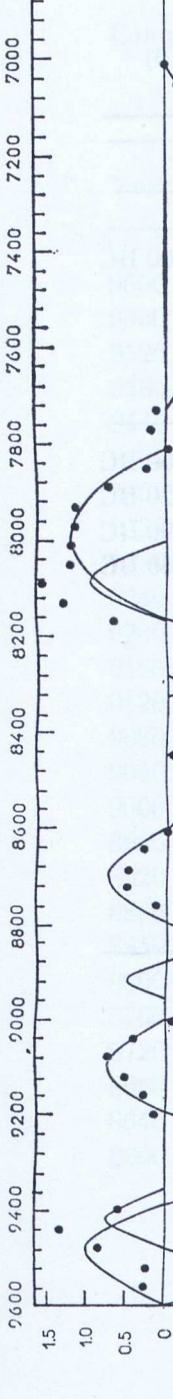
acc

and

the

ma

ma



—

—

—

—

+

—

—

—

—

—

+

—

—

—

—

+

—

Compute

Year

9600 BP

9560

9520

9480

9440

9400

9360

9320

9280

9240

9200

9160

9120

9080

9040

9000

8960

8920

8880

8840

8800

8760

8720

8680

8640

8600 BP

140

Ye

652

648

644

640

636

632

628

624

620

616

612

608

604

600

596

592

588

584

580

576

572

568

564

560

556

552

Year

3400 BP

3360

3320

3280

3240

3200

3160

3120

3080

3040

3000

2960

2920

2880

2840

2800

2760

2720

2680

2640

2600

2560

2520

2480

2440

2400 BP

148

5.4

31

the

the

100

pro

a h

rec

oth

the

ter

in a

elec

ma

T_d

and

ana

by

the

Liri

ter

260

~ 10

TABLE I

Series-Element Analysed Evenspacing Periods Occurrences Methods Comments

Series-Element	Analysed interval (years)	Evenspacing (years)	Periods (years)	Methods-Comments
----------------	------------------------------	------------------------	--------------------	------------------

iv)

($X = \text{magnetic field}$)
long ~ 8 years
may be related to
magnetic field
to weather
time of
the Q-ratio
probably

The
These w

A g
a reason
ones.

The
e.g detre
in some
the appo

It s
secular
magnetic
and Kov
makes ex
sists co
geodyna
mention

The
elements
periodic
imposed
ection c
ticular b
netary f
ning MH
cally dri

Alte
between

Whi
is at pres

How
the chao

so

K

re

ne

W

po

de

kin

nis

sti

sta

for

ple

in

as

Sat

bel

cha

the

the

ter

driv

crit

diff

rsal

are

sati

be s

riar

nee

terv

luat

a la

for

angular momentum

Fig. 5.5 F
(measured
each case
(top left)
cal trajectory
15 fie

Fig. 5.6 A
uation (—)
(After Ditr

1

d

st

d

ea

re

to

un

de

of

(a

de

ma

pla

ha

ab

ha

dic

dy

the

We

ma

ma

rule

rate

min

regu

ana

tim

dur

Gre

year

UK-US (1964).

The motions

The with ve
 $1 \sim 1000$
in sect.

drift give

If $\tau' < \tau$,

and defo

conducto

years for

It is

the diffu

in the e

of $\simeq 10$

bartion a

sibility t

the turb

short sec

ing the C

geomagn

existence

boundary

Shar

yrs) is n

also, by

latitudin

6.1 In

If

(PJ) i

spatia

and l

the e

dynam

years

Chapt

C

lead t

viour.

L

tures o

and l

Britain

A

cerami

devoid

1)

deposit

2)

records

palaeon

the wh

3)

(TRM)

sedime

t
i
i
r
r
(
a
t
l
t
a
d
b
w
n
s
t
l
st
m
ac
an
on
tw
pa
ef
fie
re
pr
str
it
ge
po
glo
tan

of the
proc
from
carr
uren
com
by
pala
Tuck
from

C-14
smoc
mag
sym
ues
men
the
disti
phas
rema
and

stic
proc
is dif

6.2 T

recen
show
comp
been
term
indic
chron
(1989
may
1970)
prese

1

3

3

the

G

co

no

in

G

(A

av

ri

co

so

fe

th

fo

tu

sc

on

th

As

for

Th

Fig

6.3

wit

cub

the

for

and




Fig. 6.
periods

10

11

12

13

14

15

16

17

18

19

20

21

22

23

24

25

26

27

28

29

30

31


32

33

MESA

30











THE
stretch
exists
(see also
(appro
the cur
human

THE
THE
variati

THE
compa

It
series
smooth

Note f
years a

SH
data) b
higher
years).

A
trend o
enough

PJ. Oc

THE
compa
magne
settle

H
Picts o
have in
the co

A
raid no
ice —

Bo
conten

TH
intensi
mate v
the *las*

As

of

is

lo

ge

lan

bo

is

on

Th

ma

ren

the

the

rec

ma

(P

Th

He

sed

for

wit

con

He

in

clin

tho

to

of t

tior

geo

atic

Re
gnetic.
study,
In
evenspa
were sp

The

6.4 ME

ME
has bee
(Liritzi
5.4, pa

Bo
promin
Interme
700 yea
smooth

WI
period
onward
bly due
create a
spaced
contains
the 440-
record.

For
of appro
increase

(see Ta
In
The hig
set will
years w
differen
4.11, 5.
analysis
data set

The
also exa

Compu
vals
for 1.

T
WIN
(in

44

44

44

44

TIME
WINDOW
(in years)

440-700

5000-9000

440-800

MESA
periods

PJ

1) 1658

2) 3316

3) 1047

AJ

1) 3980

2) 1421

3) 995

AJ

1) 440-400

2) 440-400

PJ

1) 440-400

2) 440-400

MI
ca
tin

1)

2)

1)

2)

evenspace
yrs BP.
high per
ficant h
for the
imply n
made fo
record h

6.5 Disc

The

intensity

exempla

The

their inh

tions in

shorter

blance h

of availa

change p

interface

The

is also s

rity. A p

trend of

At a

by Cree

were fou

The

and Tuc

non-dipo

The

values m

The latt

(Courtil

ptible to

Des

lution du

in the p

rable int

archaeol

la
fe
ki
no

6.

re
B
ri
T
fo
ni

pr
W
ti
sy

ag
te
va
di

d)
th
an

se
th
fr

pr
of
de
so

The c
based on t
the intensi

For a
extend ove
can be grea
150 °C. For
and the ra

Another
Here classe
devived fro
from the ex
high-enoug
 $\beta +$, 10%

The a
or more co

Grade
must be $\beta -$

Grade

Grade

one core is

Grade

Grade

in the sam

Sample
(Monasterio
priests, and
it was made

The ch
criteria ad

1. Alt
or extensio
IL was guid
tilebricks.

2. Th
gives a *ter*
a matter of
pictures in

3. Th
earlier peri

4. Re
the later s
in samplin

5. Ea
avoided. In

We a
pling meth



Pho
niki
piec
the
line
secc
poin
gav
to a
ly
larg

Photo
Three piec
in 1639. N

198

1291-
From

Photo
Sampling:
c) from bri
nal plan co
remains of
were not us

Photo
fragments
wall of the
Virgin Mar
larly high s

br
tra
of

me
con
dep

large
paint
1620.

Sampl
chanr
Datin
centu

W
th
of

186
att
ptic
epig

Photo

Koutlou

stantin o

has an in

The date

$$1 \text{ G} = 10^{-4} \text{ T}$$

$$10^4 \text{ G} = 1 \text{ T}$$

1γ (gamma)

Note: W

$$1 \text{ T} = 1 \text{ Wb/m}^2$$

H = inte

B = mag

Magnetiz

Note: M

$$B = \mu^* \cdot H$$

$$\frac{\text{Wb}}{\text{A}\cdot\text{m}} \text{ in}$$

vacuum

In the el

For $\Phi =$

Susceptil

The Hor

METAL ΣΤΗ

Δε
Θα περ
βαθιάς
του Εδ
πολλούς
του Γε

Οι
τοπικά
που ανα
Στη μα
που βασ

Η
ULAR
υδροδυνα
ται στο
πεδίο ή
ζόμενα,

Η
Διό
Η
η κατάλ
ένα αυτ
δηλαδή
πυρήνα

Στ
MAN, ο

23

υπ
πο

βλ
υγ
τη

να
άξ
τη
στ
σε

«ε
πο

νι
κα
σ'

ΑΝ

η
χρ

σε

ρο

με
κα

ΣΥ

όπ
με
περ

Η

οι μικρο

Η

ηλεκτρο

αγωγού

Ο

μενων :

Μ

όρων σ

σμός ή

δεδομέν

δυναζόμ

Επ

βλητής

Ο

χαστικ

νων ηλε

από φα

Γραμμ

επηρεά

Π

Χάος»

βλεψης.

Έχ

Μηχαν

σκοπικ

Η

του Γε

διαστήμ

Ο

αναφέρε

(2)

παρουσι

μογή δια

Αυτό οφ

ιζημάτα

Η

μεταβαλ

(3)

Γύρω σ

βολή πε

ΠΥ
ΠΕ

βο
λι

κα
έντ

έφ
κε
να

τα

απ
σα
μα
χρ

Abraham

Aitken,

Aitken,

Aitken,

Aitken,

Aitken D

Aitken M

Aitken M

Aitken M

Aitken M

Aitken M

Aitken M

Aitken M

Aitken M

Aitken M

Aitken M

Aitken M

Aitken M

Aitken M

Aitken M

Aitken M

Aitken M

Aitken M

Aitken M

Aitken M

Aitken M

Aitken M

Aitken M

Aitken M

Aitken M

Aitken M

Aitken M

24

Am

Bl

Bar

Bar

Bar

Bar

Bar

Be

Br

Br

Br

Bu

Bu

Bu

Bu

Bu

Bu

Bu

Bu

Bu

Bu

Bu

Bu

Bu

Bragins
C
Cain J.
r
Chen W
s
Clark F
o
Clark R
C
Clark F
C
Cox R.
Courtil
a
Courtil
g
Crossley
d
Greer K
a
L
G
K
Creer K
s
Creer K.
o
Creer K.
o
Creer K.
G
Creer K.
d
Creer K.
ti
L
Creer K.
m
Creer K.
A
10
St
Creer K.
Denham
at
Doake C
41
Downey
fin

21

Els

Els

Els

Els

Fou

Fox

G.E

Gan

Gan

Gub

Hec

Hid

Hid

Hyc

Jac

Jean

Jin

Kali

Keir

Ken

Killi

King

Kon

Kova

Kova

Kova

Kukl

Liritzis
 s
 Liritzis
 C
 Liritzis
 T
 Liritzis
 F
 Liritzis
 d
 Liritzis
 d
 Liritzis
 t
 Liritzis
 ti
 Liritzis
 F
 Liritzis
 C
 Lingenfe
 5
 Malin S.
 3
 Mackere
 m
 Mackere
 14
 Mackere
 McElhin
 pa
 Merrill. F
 pl
 Nagata T
 th
 Nagata T
 el
 Neftel A
 h
 Oberg C.
 Co
 69
 Okudo S
 de
 Parkinso
 PF
Reviews
 in
RSL (19
 So
 Runkorn

21

Ro

Sa

Sh

Si

Sm

Sm

Sm

So

So

St

St

Sw

Ta

Ta

Th

Th

Th

Tr

Tu

Th

Ul

Ve

Ve

Walton

i

Walton

A

Walton

C

Walton

Walton

3

Walton

Wei Qu

C

Xanthal

t

Xanthal

2

Yukuta

n

Yukuta

g

Zagny C

U

Zagny C

A

Anisotrop

Archaeom
161, 18

Archaeoin
35, 42
116, 16

Arai (plo

Appendix

Asteroids

Aurora 3

Autocorre

Bloch 28

Blocking

Byzantin

Chaos 19

Colatitud

Correlogr

Core 16,

Conducti

Correspon

Curie 27,

Detrital

Declinati

Dipole 13

Diffusivit

Dynamo

Li
Lo

Ma

Ma

Ma

Ma

Ma

Mi

Mo

Mo

No

Ny

NE

Ox

Ov

Pal

Pal

Pos

Pol

Plu

Q-r



